




KIDS MOVING

Checklist



CELEBRATE MOVING DAY

- Sort your unused toys to donate to those less fortunate
- Arrange your own garage sale for \$\$\$ in the bank
- Pack your most treasured belongings separate from the other stuff
- Pick something special for the car ride to your new home
- Have extra play clothes ready for your arrival
- Label the boxes with your favorite crayons
- Drain squirt guns, seal finger paints and other messy materials in resealable bags. Pack them separately
- Rent a movie and bring a book, game or craft to occupy yourself during moving day
- Bring snacks and drinks
- Take a walk in your new neighborhood with your parents to see where the kids your age live. Introduce yourself
- Plan a trip to your new school
- Check out the local recreation and attractions
- Start planning where you will put things and think of ideas for decorating your new room



DECORATING YOUR NEW BEDROOM

First, choose the color for the walls. If you're keeping the carpet that's there, you'll want to work with colors that match. Next, choose window treatments that match your theme. Then start adding your own special effects. This is your chance to create your special room, where you will most likely spend a lot of time with your new friends.

GREAT WEBSITES TO CHECKOUT

www.SuperScienceForKids.com
www.Yahooligans.com
www.UpToTen.com
www.HomeworkHelp.com



**COLDWELL
BANKER**

RESIDENTIAL REAL ESTATE, INC.